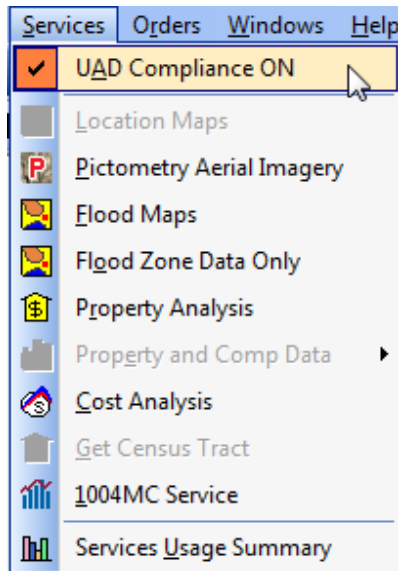


UAD Features and Benefits:

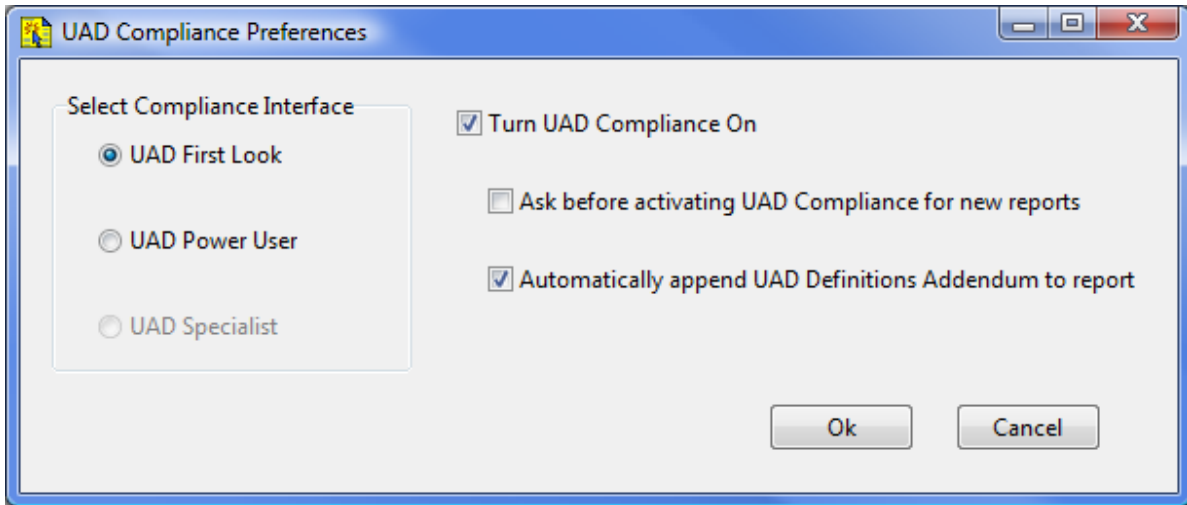
- Convenient color coded cells for all 92 UAD required fields
- Color coded dialog boxes for the top 18 UAD required fields
 - These dialog boxes are included on certain cells so when you enter the data into the cell, ClickFORMS can convert the data into the correct cell format and XML output
- Definition of UAD terms and abbreviations is automatically added to every report
- Convert non UAD reports to UAD format
- Cells with invalid data will be notated by an orange color

To Start a New UAD Report:

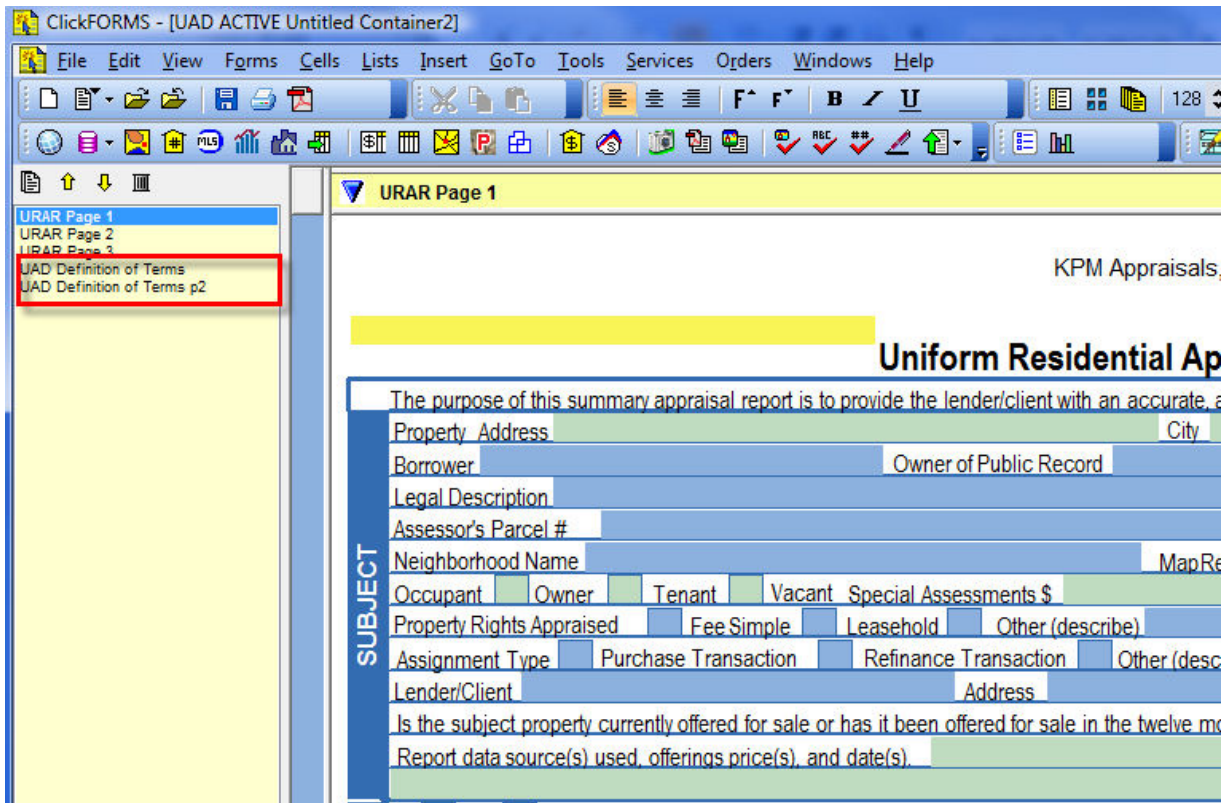
Click on the Services Tab above the toolbar. Click on UAD Compliance to set your UAD Report Preferences.



A dialog box will appear, asking you which type of UAD interface (UAD First Look, UAD Power User, or UAD Specialist) you would like to use. You can also chose to be asked to activate UAD Compliance with each 1004, 1073, 1075 or 2055 report you begin. Then select whether to add the UAD Definitions of Terms Addendum to each UAD report. With this box checked, the UAD Definitions of Terms Addendum will be when you close the report. Our recommendations are pictured below.



With this configuration, all your new 1004, 1073, 1075 and 2055 reports will open in UAD Compliance mode, and the UAD Definition of Terms Addendum will be added when you close the report.



ClickFORMS Quick Start Guide

At this point, you may add any forms needed. Once have you added your forms you will notice the green color- coded fields. These are the UAD required fields. Some will invoke a dialog box when you tab or click into them, most will not.

ClickFORMS - [UAD ACTIVE Untitled Container2]

URAR Page 1

KPM Appraisals, Inc.

File No. _____
Case No. _____

Uniform Residential Appraisal Report

The purpose of this summary appraisal report is to provide the lender/client with an accurate and adequately supported opinion of the market value of the subject property.

Property Address _____ City _____ State _____ Zip Code _____

Borrower _____ Owner of Public Record _____ County _____

Legal Description _____

Assessor's Parcel # _____ Tax Year _____ R.E. Taxes \$ _____

Neighborhood Name _____ Map Reference _____ Census Tract _____

Occupant Owner Tenant Vacant Special Assessments \$ _____ PUD HOA \$ _____ per year _____ per month

Property Rights Appraised Fee Simple Leasehold Other (describe) _____

Assignment Type Purchase Transaction Refinance Transaction Other (describe) _____

Lender/Client _____ Address _____

Is the subject property currently offered for sale or has it been offered for sale in the twelve months prior to the effective date of this appraisal? Yes No

Report data source(s) used, offerings price(s), and date(s) _____

I did did not analyze the contract for sale for the subject purchase transaction. Explain the results of the analysis of the contract for sale or why the analysis was not performed.

Contract Price \$ _____ Date of Contract _____ Is the property seller the owner of public record? Yes No Data Source(s) _____

Is there any financial assistance (loan charges, sale concessions, gift or downpayment assistance, etc.) to be paid by any party on behalf of the borrower? Yes No

If Yes, report the total dollar amount and describe the items to be paid _____

If you tab into, or click on a dialog field, the dialog box will automatically come up. Fill in the required data and click Save.

ClickFORMS - [UAD ACTIVE Untitled Container2]

URAR Page 1

KPM Appraisals, Inc.

Uniform Residential Appraisal Report

The purpose of this summary appraisal report is to provide the lender/client with an accurate and adequately supported opinion

Property Address _____ City _____

Borrower _____ Owner of Public Record _____

Legal Des _____

Assessor's _____

Neighbor _____

Occupant _____ HOA \$ _____

Property R _____

Assignme _____

Lender/Cl _____

Is the sub _____

Report da _____

ve date of _____

UAD: Property Address Compliance

Street Number & Name 302 Piercy Rd

City San Jose State CA Zip Code 95125

Clear Save Cancel Help

I did did not analyze the contract for sale for the subject purchase transaction. Explain the results of the analysis of

performed.

The data is transferred back into the appropriate fields within the report.

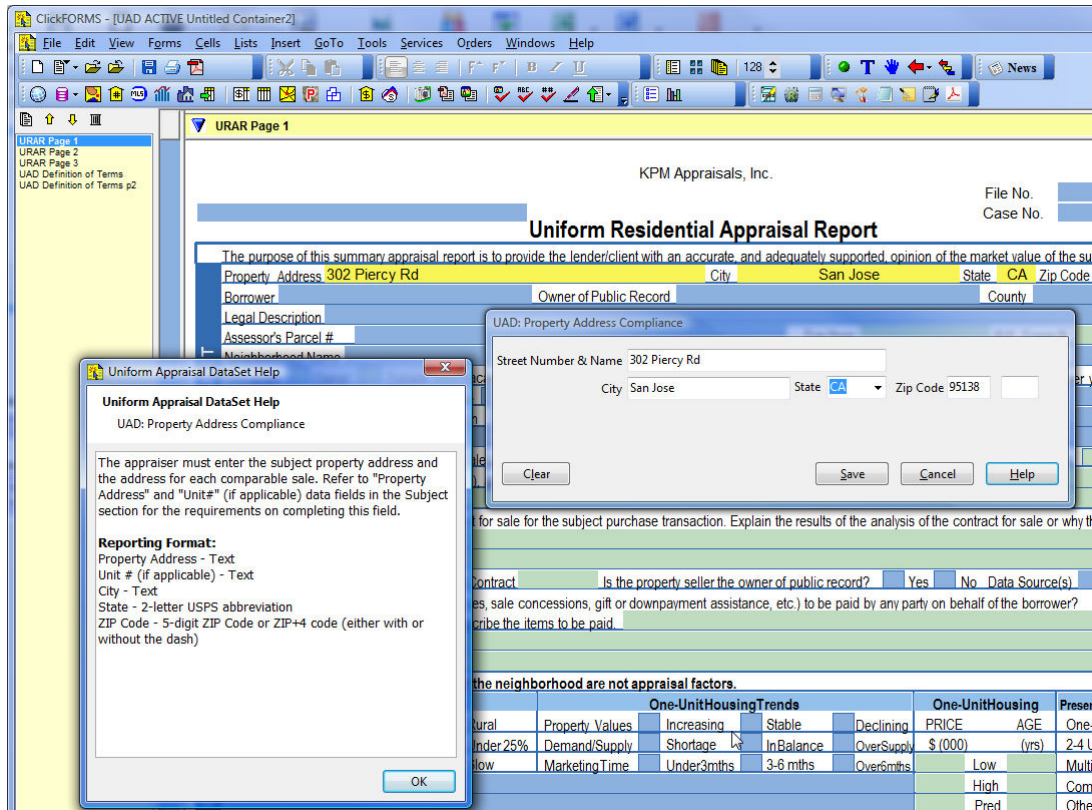
ClickFORMS Quick Start Guide

The screenshot displays the ClickFORMS application window titled "ClickFORMS - [UAD ACTIVE Untitled Container2]". The main form is titled "Uniform Residential Appraisal Report" and is for "KPM Appraisals, Inc.". The form includes fields for "File No." and "Case No.". The "SUBJECT" section contains the following information: "The purpose of this summary appraisal report is to provide the lender/client with an accurate and adequately supported opinion of the market value of the subject property." "Property Address: 302 Piercy Rd, City: San Jose, State: CA, Zip Code: 95138". "Borrower: [Redacted] Owner of Public Record, County: [Redacted]". "Legal Description: [Redacted]". "Assessor's Parcel #: [Redacted] Tax Year: [Redacted] R.E. Taxes \$: [Redacted]". "Neighborhood Name: [Redacted] Map Reference: [Redacted] Census Tract: [Redacted]". "Occupant: [Redacted] Owner [] Tenant [] Vacant [] Special Assessments \$: [Redacted] PUD [] HOA \$: [Redacted] per year [] per month []". "Property Rights Appraised: Fee Simple [] Leasehold [] Other (describe): [Redacted]". "Assignment Type: Purchase Transaction [] Refinance Transaction [] Other (describe): [Redacted]". "Lender/Client: [Redacted] Address: [Redacted]". "Is the subject property currently offered for sale or has it been offered for sale in the twelve months prior to the effective date of this appraisal? Yes [] No []". "Report data source(s) used, offering price(s), and date(s): [Redacted]". The "CONTRACT" section includes: "I [] did [] did not analyze the contract for sale for the subject purchase transaction. Explain the results of the analysis of the contract for sale or why the analysis was not performed: [Redacted]". "Contract Price \$: [Redacted] Date of Contract: [Redacted] Is the property seller the owner of public record? Yes [] No [] Data Source(s): [Redacted]". "Is there any financial assistance (loan charges, sale concessions, gift or downpayment assistance, etc.) to be paid by any party on behalf of the borrower? Yes [] No []". "If Yes, report the total dollar amount and describe the items to be paid: [Redacted]".

On each dialog box there is a help menu option. The help document is specific to each required field and shows the format and requirement for that cell, as directed by the UAD requirements documentation.

The screenshot shows a dialog box titled "UAD: Property Address Compliance". It contains the following fields: "Street Number & Name" with the value "302 Piercy Rd", "City" with the value "San Jose", "State" with a dropdown menu showing "CA", and "Zip Code" with the value "95125". At the bottom of the dialog box, there are four buttons: "Clear", "Save", "Cancel", and "Help". The "Help" button is highlighted with a red rectangular border.

ClickFORMS Quick Start Guide



Please note the specific codes and formatting entered into the cell after you save the dialog box. Because the UAD requirements are so specific you will not be able to enter data in these cells without using the dialog box. This is to ensure the format and XML requirements are correct before the report is submitted.

