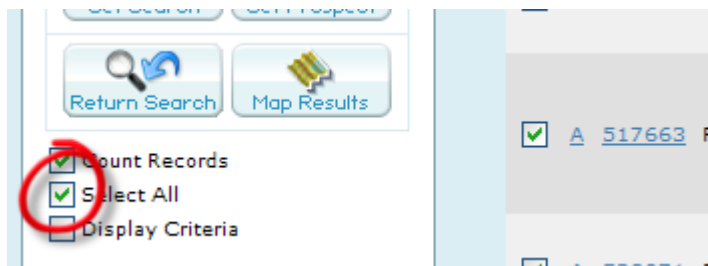




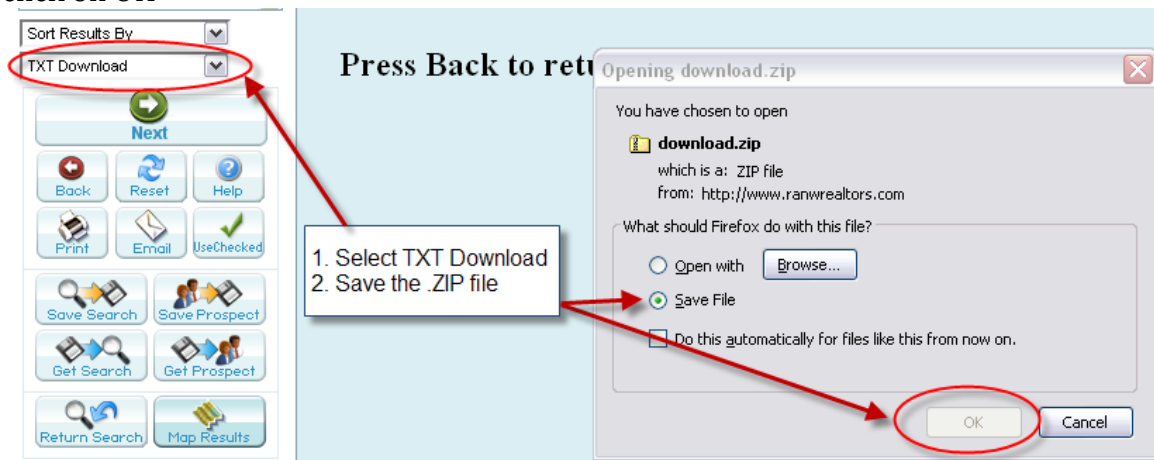
Using the 1004MC Service with Innovia NE Wisconsin

Saving your search results

1. Run a search of the market you'd like to analyze for your 1004MC. (Make sure you go back at least one year)
2. When your results appear, check the box shown below to select all records



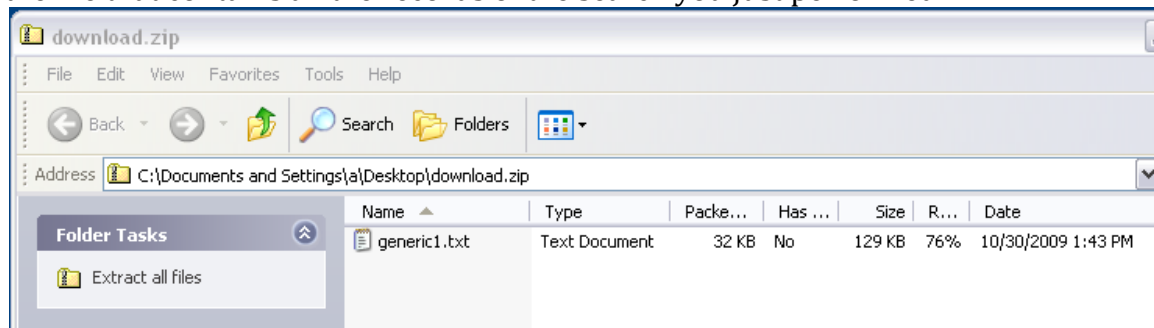
3. Next, select **TXT Download** from the drop down menu, when you do this the view will change and an Opening Download.Zip window will pop up. Select Save File and click on OK



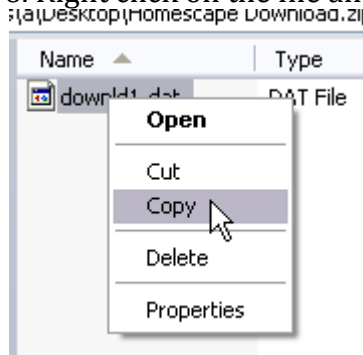
4. The Zip File will be saved to your default location. Now, on your computer, locate the .ZIP file you just saved and open it.



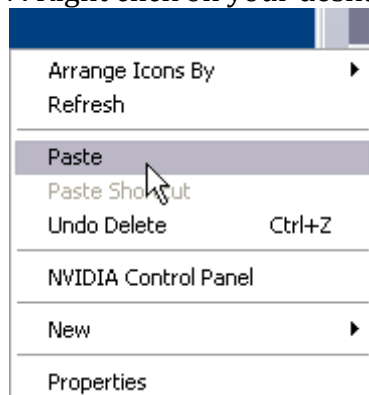
5. This will open in a new window and you will see a file named generic1.txt. This is the file that contains all the records of the search you just performed.



6. Right click on the file and select Copy...



7. Right click on your desktop or in a new folder and select Past...



8. You should now see this file on the desktop or new folder.



9. You can now load this file and complete your market analysis.